



ODA 2021



# ODA Report 2021

 Federal Ministry  
Republic of Austria  
European and International  
Affairs



## Imprint

### **Written and published by:**

Federal Ministry for European and International Affairs

Section VII: Development

Minoritenplatz 8, 1010 Vienna, Austria

Tel.: +43 (0)501150-4454

Fax: +43 (0)501159-4454

abtvii4@bmeia.gv.at

[www.entwicklung.at](http://www.entwicklung.at)

The report was drawn up by:

- Federal Ministry for European and International Affairs, Section VII: Development
- Austrian Development Agency, the operational unit of the Austrian Development Cooperation

Coverphoto: ADA

Design: Austrian Development Agency

Layout: design:ag, Alice Gutleiderer

Vienna, 2023

# Table of contents

<b>List of abbreviations</b>	<b>2</b>
<b>Technical note</b>	<b>4</b>
<b>Austrian official development assistance</b>	<b>5</b>
<b>I. Total ODA overviews</b>	<b>5</b>
I.1. Development of Austrian ODA 2018-2021	5
I.2. Financial sources of Austrian ODA 2021	6
I.3. Main components of Austrian ODA 2021	7
I.4. Austrian ODA 2021 (ODA-Matrix)	8
<b>II. Multilateral ODA components</b>	<b>10</b>
II.1. Development of multilateral ODA 2019-2021	10
<b>III. Bilateral ODA components</b>	<b>11</b>
III.1. Bilateral ODA, total	11
III.1.1. The top 10 recipient countries or regions of bilateral ODA 2021	11
III.1.2. Distribution of bilateral ODA by sector 2021	11
III.1.2.1. Distribution of bilateral ODA in humanitarian aid in 2021	12
III.1.2.2. Development of debt relief measures in bilateral ODA 2019-2021	13
III.1.2.3. Debt relief measures in bilateral ODA 2021	13
III.1.3. ODA to priority countries and their sources of finance 2019-2021	14
III.2. Bilateral ADC funds of ADA	20
III.2.1. Development of bilateral ADC funds of ADA 2019-2021	20
III.2.2. Distribution of bilateral ADC funds of ADA 2019-2021 by income status of partner countries	20
III.2.3. Geographical distribution of bilateral ADC funds of ADA to priority countries and other partner countries by key region 2019-2021	22
III.2.4. Distribution of bilateral ADC funds of ADA by sector 2019-2021	23
III.2.5. Implementation structure of bilateral ADC funds of ADA 2019-2021	24
III.2.6. Cross-cutting issues in development policy (policy objective markers) in ADC/ADA contributions 2019-2021	25
III.3. Bilateral ODA by provinces and municipalities 2019-2021	28

# List of abbreviations

<b>ADA</b>	Austrian Development Agency
<b>ADC</b>	Austrian Development Cooperation
<b>ADP</b>	Adoption to Climate Change
<b>AF</b>	Associated Financing Grants
<b>AfrDB</b>	African Development Bank
<b>AfrDF</b>	African Development Fund
<b>AIIB</b>	Asian Infrastructure Investment Bank
<b>CBD</b>	UN Convention on Biological Diversity
<b>CCD</b>	UN Convention to Combat Desertification
<b>CITES</b>	Convention on International Trade in Endangered Species of Wild Fauna and Flora
<b>CSOs</b>	Civil Society Organisations
<b>DAC</b>	Development Assistance Committee
<b>DIG</b>	Democratic and Inclusive Governance
<b>DR</b>	Debt Reduction
<b>DRR</b>	Disaster Risk Reduction
<b>DSR</b>	Debt Service Reduction
<b>EDF</b>	European Development Fund
<b>ENV</b>	Environmental and Natural Resources
<b>ERP</b>	European Recovery Program
<b>EU</b>	European Union
<b>FC</b>	Federal Chancellery
<b>FCC</b>	UN Framework Convention on Climate Change
<b>FMACCSS</b>	Federal Ministry for Arts, Culture, the Civil Service and Sport (since January 28 2020)
<b>FMCAEEMIT/FMTIT</b>	Federal Ministry for Climate Action, Environment, Energy, Mobility, Innovation and Technology (since January 28 2020)/Federal Ministry for Transport, Innovation and Technology (until January 27 2020)
<b>FMACCSS/FMCSS</b>	Federal Ministry for Arts, Culture, the Civil Service and Sport (since January 28 2020)/Federal Ministry for the Civil Service and Sport (until January 27 2020)
<b>FMD</b>	Federal Ministry of Defence
<b>FMDEA</b>	Federal Ministry for Digital and Economic Affairs
<b>FMART/FMST</b>	Federal Ministry of Agriculture, Regions and Tourism (since January 28 2020)/Federal Ministry for Sustainability and Tourism (until January 27 2020)
<b>FMEIA</b>	Federal Ministry of European and International Affairs (since January 28 2020)/Federal Ministry for Europe, Integration and International Affairs (until January 27 2020)
<b>FMESR</b>	Federal Ministry for Education, Science and Research
<b>FMF</b>	Federal Ministry of Finance
<b>FMI</b>	Federal Ministry of the Interior
<b>FML/FMLFY</b>	Federal Ministry of Labour (since February 1 2021)/Federal Ministry of Labour, Family and Youth (until January 31 2021)

## LIST OF ABBREVIATIONS

<b>FMSAHCCP/ FMLSAHCP</b>	Federal Ministry of Social Affairs, Health, Care and Consumer Protection (since January 28 2020)/Federal Ministry of Labour, Social Affairs, Health and Consumer Protection (until January 27 2020)
<b>FTC</b>	Free-standing technical co-operation
<b>GCF</b>	Green Climate Fund
<b>GEF</b>	Global Environment Facility
<b>GEN</b>	Empowerment and Gender Equality
<b>GNI</b>	Gross National Income
<b>HIPC</b>	Heavily Indebted Poor Countries
<b>IACA</b>	International Anti-Corruption Academy
<b>IBRD</b>	International Bank for Reconstruction and Development
<b>IDA</b>	International Development Association
<b>IDB</b>	Inter-American Development Bank
<b>IFC</b>	International Finance Corporation
<b>IFIs</b>	International Financial Institutions/Internationale Finanzinstitutionen
<b>INCL</b>	Inclusion and Empowerment of Persons with Disabilities
<b>IPCC</b>	Intergovernmental Panel on Climate Change
<b>LDCs</b>	Least Development Countries
<b>LICs</b>	Lower Income Countries
<b>LMICs</b>	Lower Middle Income Countries
<b>MDRI</b>	Multilateral Debt Relief Initiative
<b>ODA</b>	Official Development Assistance
<b>OECD</b>	Organisation for Economic Co-operation and Development
<b>OeEB</b>	Oesterreichische Entwicklungsbank
<b>OeKB</b>	Oesterreichische Kontrollbank
<b>OIF</b>	Organisation International of the Francophonie
<b>OSCE</b>	Organisation for Security and Cooperation in Europe
<b>PDGG</b>	Participatory Development and Good Governance
<b>PPPs</b>	Public Private Partnerships
<b>PSIs</b>	Private Sector Instruments
<b>RMNCH</b>	Reproductive, Maternal, Newborn and Child Health
<b>UMICs</b>	Upper Middle Income Countries
<b>UN</b>	United Nations

# Technical note

In keeping with the initiative by the Organisation for Economic Cooperation and Development's Development Assistance Committee (OECD/DAC) to modernise the documentation of official development assistance (ODA) payments, reporting to it for 2021 has been based on both net disbursements and grant equivalents.

All data for the 2021 reporting year have been conveyed on a grant equivalent basis, which aims to make grants and loans easier to compare. For a loan, it denotes an estimate based on the present value of the grant element aggregated for the whole term of the loan at the time of disbursement. For the sake of comparability, the data for 2018 and 2019 have been recalculated here and in the following on a grant equivalent basis.

OECD/DAC applies the grant equivalent as a standard yardstick as of 2019 (for the 2018 reporting year), which is why it has been recalculated for this period. In compliance with the provisional reporting directives for private-sector instruments (PSIs), concessional loans to the private sector and equity investments have still been recorded on a net flow basis, as has debt relief up to the 2019 reporting year.

Further information on the grant equivalent system is available on the homepage <https://www.oecd.org/dac/financing-sustainable-development/modernisation-dac-statistical-system.htm>.

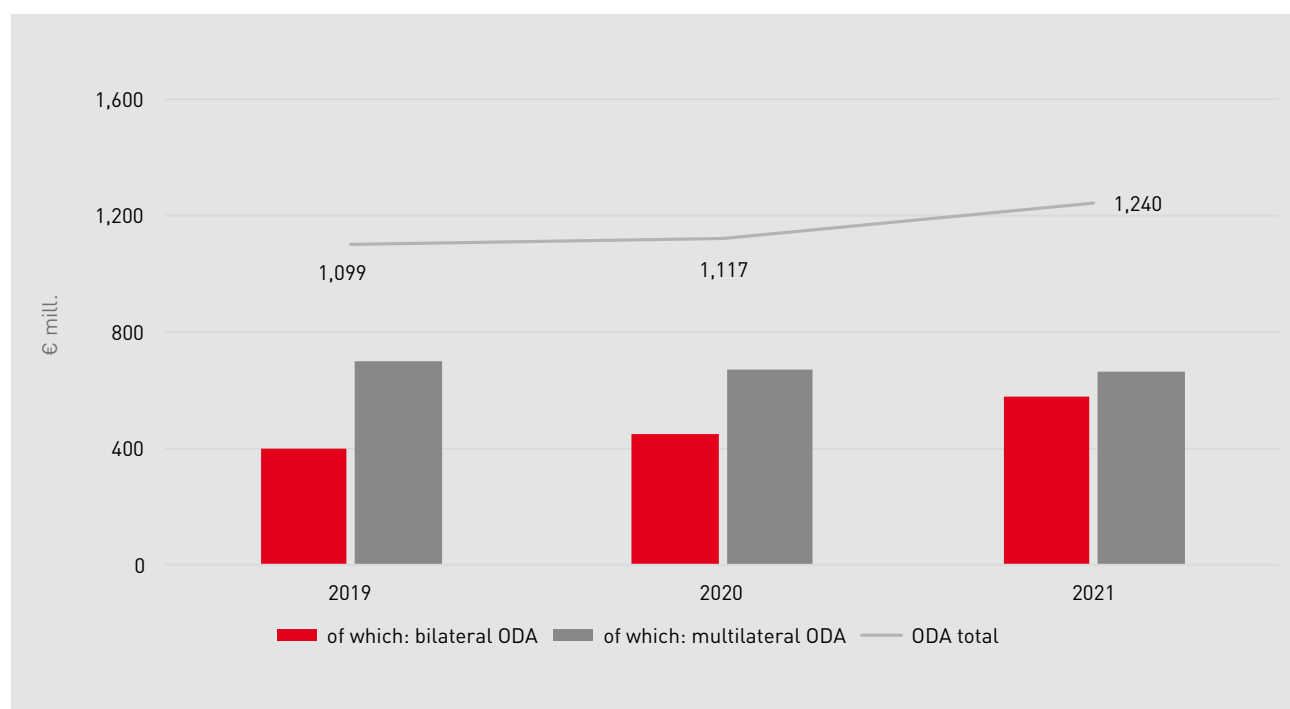
# Austrian official development assistance

## I. Total ODA overviews

### I.1. Development of Austrian ODA 2019-2021

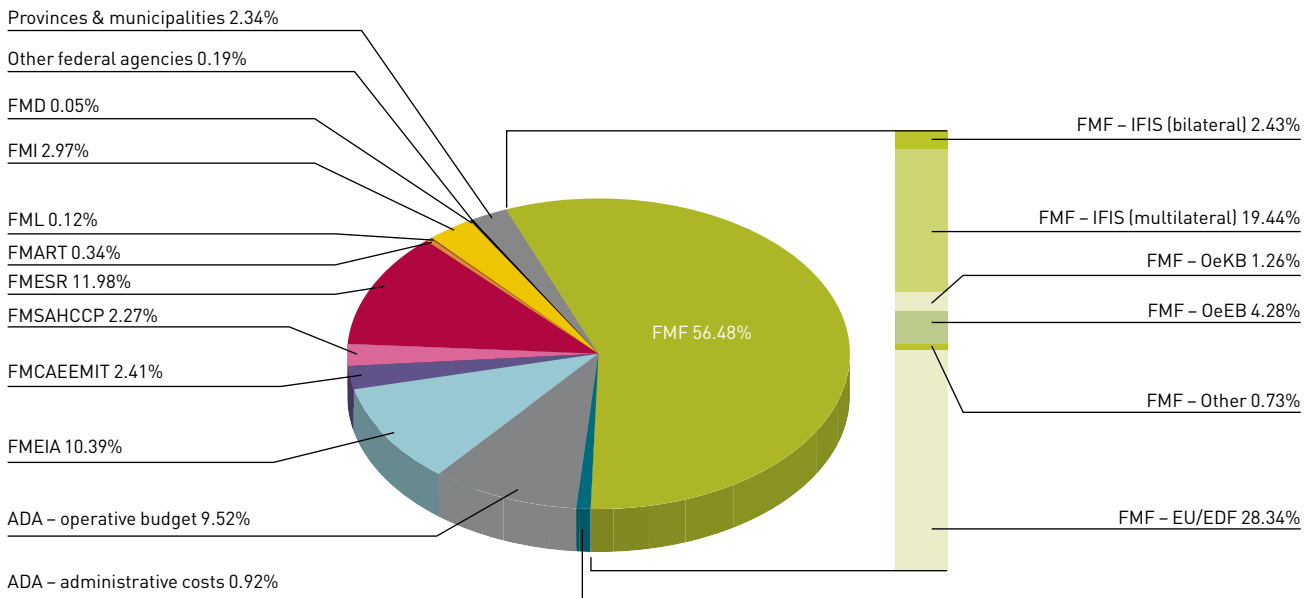
	Grant equivalent in € mill. and % of GNI		
	2019	2020	2021
<b>ODA, total (Grant equivalent)</b>	<b>1,098.66</b>	<b>1,117.37</b>	<b>1,240.31</b>
ODA total (Net disbursements)	1,096.14	1,159.51	1,261.76
of which: bilateral ODA	399.01	450.47	577.88
of which: multilateral ODA	699.64	666.90	662.43
<b>ODA in % of GNI, total</b>	<b>0.28%</b>	<b>0.30%</b>	<b>0.31%</b>

Note: Rounding differences can occur in summation.



## I.2. Financial sources of Austrian ODA 2021

Grant equivalent in % of total ODA

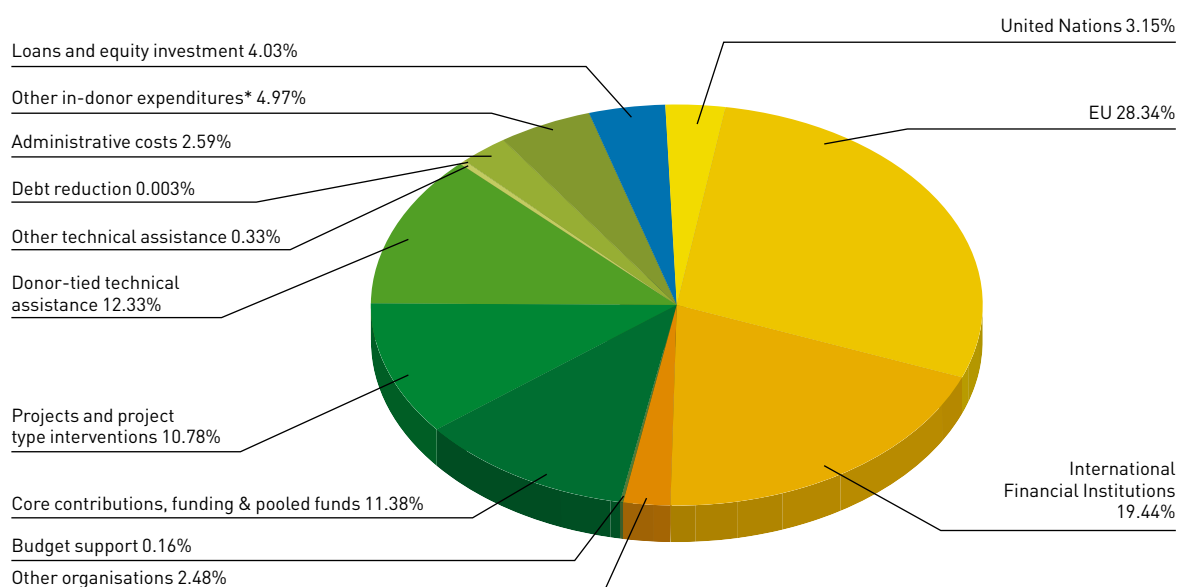


Note: Rounding differences can occur in summation.



### I.3. Main components of Austrian ODA 2021

Grant equivalent in %



Note: Rounding differences can occur in summation.

Grant equivalent	€ mill.	in %		€ mill.	in %
Bilateral ODA	577.88	46.59			
Grants	527.85	42.56	Budget support	2.00	0.16
			Core contributions, funding & pooled funds	141.15	11.38
			Projects and project type interventions	133.75	10.78
			Donor-tied technical assistance	152.94	12.33
			Other technical assistance	4.15	0.33
			Debt reduction	0.04	0.003
			Administrative costs	32.14	2.59
			Other in-donor expenditures*	61.70	4.97
Loans and equity investment	50.03	4.03			
Multilateral ODA	662.43	53.41	UN agencies	39.10	3.15
			EU	351.47	28.34
			International Financial Institutions	241.15	19.44
			Other organisations	30.71	2.48
Total ODA	1,240.31				
0.31% of GNI					

Note: Rounding differences can occur in summation.

\* This position is composed by modalities H01 (Public Relations) and H02 (Asylum seekers in the donor country) – see table I.4. Federal ODA 2021 (ODA matrix).

**I.4. Austrian ODA 2020 (ODA-Matrix), Grant equivalent in €**

Use of funds	Financing source	Total ODA 2021 incl. provinces & municipalities	ADA		FMEIFA	FMF	
			ADC/ADA*		(incl. Foreign Disaster Fund)	(incl. OeEB)	of which OeEB
				of which: ERP Fund			
<b>Total ODA</b>		<b>1,240,307,540</b>	<b>129,555,911</b>	<b>6,813,750</b>	<b>128,809,962</b>	<b>700,530,366</b>	<b>53,138,994</b>
<b>Bilateral ODA</b>		<b>577,881,892</b>	<b>129,555,911</b>	<b>6,813,750</b>	<b>100,535,033</b>	<b>102,582,066</b>	<b>53,138,994</b>
Bilateral grants		527,853,981	129,555,911	6,813,750	100,535,033	52,554,155	3,111,083
Budget support		2,000,000	2,000,000	-	-	-	-
Core contributions, funding and pooled funds		141,145,242	47,622,627	-	60,979,907	28,541,990	-
B01 – Bilateral core contributions (CSOs, PPPs, ...)		1,828,331	545,000	-	610,000	-	-
B03 – Contributions to programmes of int. org.		126,975,981	34,736,697	-	60,369,907	28,541,990	-
B04 – Pooled Funding/Basket Funds		12,340,931	12,340,931	-	-	-	-
Projects and project-type interventions		133,747,363	56,216,844	6,581,250	21,742,096	18,754,725	-
C01 – Projects		115,069,910	53,099,026	6,581,250	21,742,096	3,195,090	-
C01-6 – Projects qualifying as prog.-based approaches		3,117,818	3,117,818	-	-	-	-
C01 – Assoc. financing grants in loan financing pkg. (AF)		15,559,635	-	-	-	15,559,635	-
Experts and other technical assistance		24,016,356	4,533,432	-	477,433	2,100,497	557,863
D01 – Donor country personnel		19,861,863	2,668,887	-	477,433	1,543,165	-
D02 – Other technical assistance		4,154,493	1,864,545	-	-	557,331	557,863
Scholarships & training in donor country		133,073,251	317,184	-	6,800	-	-
E01 – Scholarships in donor country		8,563,603	317,184	-	6,800	-	-
E02 – Imputed students' costs		124,509,648	-	-	-	-	-
Debt reduction		36,244	-	-	-	36,244	-
F01 – Interest rate reductions		36,244	-	-	-	36,244	-
F02 – Other action on debt		-	-	-	-	-	-
Administrative costs		32,137,931	11,446,614	120,000	17,328,797	3,120,700	2,553,220
Other in-donor expenditures		61,697,595	7,419,209	112,500	-	-	-
H01 – Development awareness		8,321,797	7,419,209	112,500	-	-	-
H02 – Asylum seekers in donor country		53,375,797	-	-	-	-	-
Memo Items: Humanitarian aid** (DAC 700)		97,377,839	15,697,267	1,800,000	75,102,711	1,500,000	-
Technical cooperation (FTC)		242,101,241	79,017,745	6,581,250	6,834,233	2,100,497	557,863
Bilateral loans / Equity Investment		50,027,911	-	-	-	50,027,911	50,027,911
Loans		42,719,173	-	-	-	42,719,173	42,719,173
Equity investment		7,308,738	-	-	-	7,308,738	7,308,738
<b>Multilateral ODA</b>		<b>662,425,648</b>	<b>-</b>	<b>-</b>	<b>28,274,929</b>	<b>597,948,300</b>	<b>-</b>
United Nations		39,103,850	-	-	23,409,195	5,333,000	-
EU		351,467,028	-	-	-	351,467,028	-
IBRD/IDA		181,598,300	-	-	-	181,598,300	-
Regional development banks		46,924,972	-	-	-	46,924,972	-
Other organisations		43,331,498	-	-	4,865,734	12,625,000	-
<b>ODA in % of GNI</b>	0.31%						

Note: Rounding differences can occur in summation.  
- = 0

\* Of which operational budget (including ERP Fund) of EUR 118.11 million. The total for operational measures is net of expenditure for basic remuneration (EUR 11.33 million) and ERP project administration costs (EUR 0.12 million).

In addition, ADA implemented ODA-eligible third-party operational funds amounting to EUR 58.22 million for other Austrian donors (ministries, provinces, municipalities, etc.).

\*\* Humanitarian aid measures that count as multilateral contributions were funded with EUR 61.99 million (multilateral and bilateral total: EUR 159.37 million).

FMART	FMI	FMD	FMESR	FMCAEEMIT	FMSAHCCP	FML	Other federal agencies		
							FMDEA, FC, FMACCSS, Audit Court	Provinces & municipalities	Total federal payments
4,275,551	36,842,397	637,140	148,597,177	29,942,006	28,201,948	1,492,277	2,372,408	29,050,398	1,211,257,142
1,741,457	34,257,436	637,140	148,193,896	3,115,579	26,040,568	-	2,172,408	29,050,398	548,831,494
1,741,457	34,257,436	637,140	148,193,896	3,115,579	26,040,568	-	2,172,408	29,050,398	498,803,583
-	-	-	-	-	-	-	-	-	2,000,000
1,600,000	-	-	-	861,971	515,664	-	1,006,883	16,200	141,129,042
-	-	-	-	377,131	-	-	280,000	16,200	1,812,131
1,600,000	-	-	-	484,840	515,664	-	726,883	-	126,975,981
-	-	-	-	-	-	-	-	-	12,340,931
-	1,806,213	-	48,125	2,099,035	25,343,749	-	1,165,025	6,571,550	127,175,812
-	1,806,213	-	48,125	2,099,035	25,343,749	-	1,165,025	6,571,550	108,498,359
-	-	-	-	-	-	-	-	-	3,117,818
-	-	-	-	-	-	-	-	-	15,559,635
30,000	367,059	433,075	15,676,742	154,573	181,155	-	-	62,390	23,953,965
-	367,059	433,075	14,365,004	2,040	-	-	-	5,200	19,856,663
30,000	-	-	1,311,738	152,533	181,155	-	-	57,190	4,097,303
-	-	204,065	132,459,040	-	-	-	500	85,663	132,987,589
-	-	204,065	7,949,391	-	-	-	500	85,663	8,477,941
-	-	-	124,509,648	-	-	-	-	-	124,509,648
-	-	-	-	-	-	-	-	-	36,244
-	-	-	-	-	-	-	-	-	36,244
-	-	-	-	-	-	-	-	-	-
111,457	-	-	-	-	-	-	-	130,364	32,007,567
-	32,084,164	-	9,990	-	-	-	-	22,184,231	39,513,363
-	58,686	-	9,990	-	-	-	-	833,912	7,487,885
-	32,025,478	-	-	-	-	-	-	21,350,319	32,025,478
1,600,000	1,539,275	-	-	-	436,919	-	-	1,501,667	95,876,171
30,000	367,059	637,140	148,135,781	852,923	1,518,155	-	607,894	1,999,814	240,101,427
-	-	-	-	-	-	-	-	-	50,027,911
-	-	-	-	-	-	-	-	-	42,719,173
-	-	-	-	-	-	-	-	-	7,308,738
<b>2,534,094</b>	<b>2,584,961</b>	-	<b>403,281</b>	<b>26,826,427</b>	<b>2,161,380</b>	<b>1,492,277</b>	<b>200,000</b>	-	<b>662,425,648</b>
2,534,094	1,814,961	-	403,281	1,755,663	2,161,380	1,492,277	200,000	-	39,103,850
-	-	-	-	-	-	-	-	-	351,467,028
-	-	-	-	-	-	-	-	-	181,598,300
-	-	-	-	-	-	-	-	-	46,924,972
-	770,000	-	-	25,070,764	-	-	-	-	43,331,498

## II. Multilateral ODA components

### II.1. Development of multilateral ODA 2019-2021

	Grant equivalent in € mill.		
	2019	2020	2021
<b>United Nations Organisations</b>	<b>36.95</b>	<b>38.74</b>	<b>39.10</b>
of which:			
FMEIA voluntary contributions	4.86	4.57	4.15
FMEIA obligatory contributions	16.62	16.57	15.26
Foreign Disaster Fund <sup>1</sup>	-	1.65	4.00
Other departments	15.47	15.95	15.69
<b>International Financial Institutions</b>	<b>294.96</b>	<b>230.63</b>	<b>241.15</b>
of which:			
World Bank group	205.93	161.79	181.60
Regional banks	63.78	56.22	46.92
Other financial institutions	25.25	12.63	12.63
<b>European Union</b>	<b>333.41</b>	<b>367.74</b>	<b>351.47</b>
of which:			
Budget	220.69	255.01	261.46
EDF	112.72	112.73	90.00
<b>Other organisations</b>	<b>34.33</b>	<b>29.78</b>	<b>30.71</b>
<b>Total</b>	<b>699.64</b>	<b>666.90</b>	<b>662.43</b>
in % of total ODA	63.68%	59.68%	53.41%
ODA, total	1,098.66	1,117.37	1,240.31

Note: Rounding differences can occur in summation.  
- = 0

<sup>1</sup> A multilateral contribution from the Foreign Disaster Fund was implemented by ADA for the first time in the 2020 reporting year.

In accordance with OECD/DAC classifications, the categories were as follows

International Financial Institutions

World Bank group: IBRD, IDA, IDA-HIPC, IDA-MDRI, IFC  
Regional banks: IDB, AfrDB, AfrDF, AfIB (& associated trust funds)  
Other financial institution: GEF

Other organisations: CITES, European Council, GCF, IACA, IPCC, OIF, OSCE

Detailed statements on individual multilateral contributions are available on the homepage - [www.entwicklung.at/en/ada/austrias-official-development-assistance](http://www.entwicklung.at/en/ada/austrias-official-development-assistance).

## III. Bilateral ODA components

### III.1. Bilateral ODA, total

#### III.1.1. The top 10 recipient countries or regions of bilateral ODA 2021

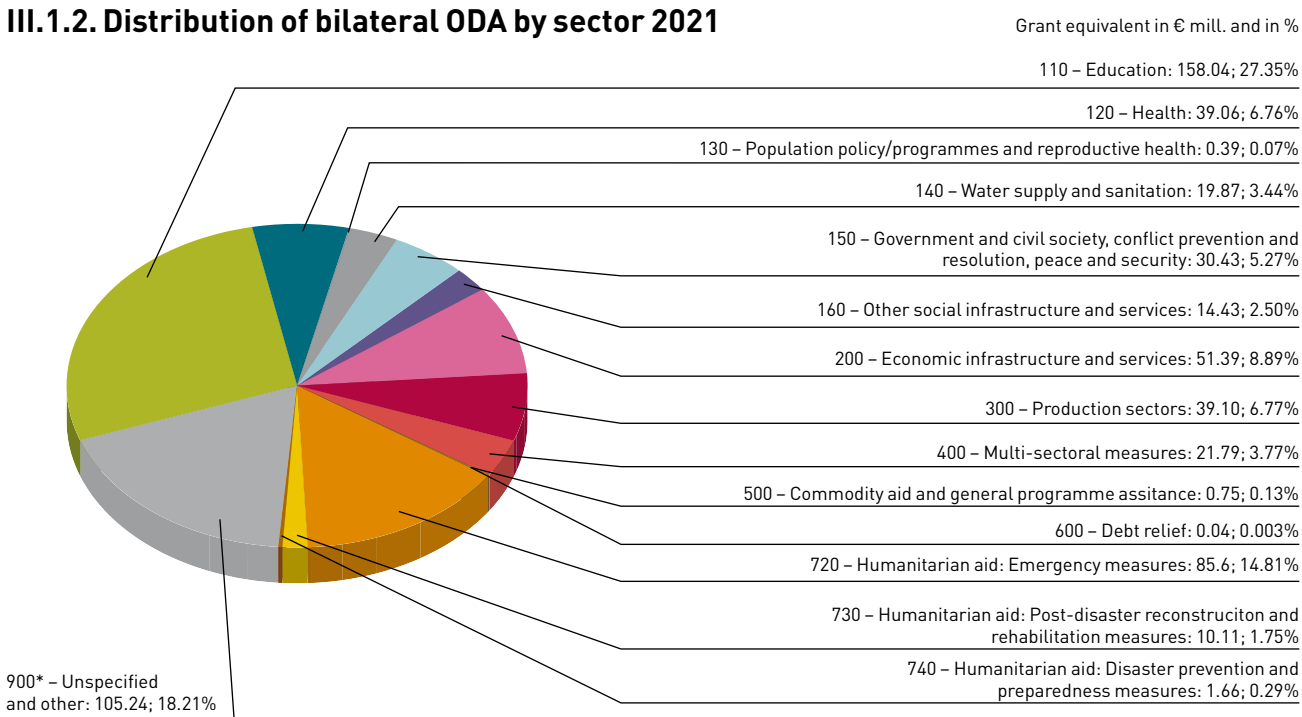
Position	Country	€ mill.	Grant equivalent in € mill. and in %	
			2021	of which debt relief
			in %	€ mill.
1	Bilateral regional <sup>1</sup>	39.76	6.88	-
2	Africa, regional <sup>2</sup>	27.36	4.74	-
3	Serbia <sup>2,3</sup>	24.93	4.31	-
4	Turkey <sup>3,4,5</sup>	23.35	4.04	-
5	Bosnia and Herzegovina <sup>3</sup>	22.38	3.87	0.03
6	Asia, regional <sup>6</sup>	18.70	3.24	-
7	Ukraine <sup>3</sup>	17.34	3.00	-
8	Europe, regional	17.00	2.94	-
9	Iran <sup>3</sup>	15.61	2.70	-
10	Syria <sup>3,6</sup>	15.00	2.60	-
<b>Bilateral ODA, total</b>		<b>577.88</b>	<b>100.00</b>	<b>0.04</b>

Note: Rounding differences can occur in summation.  
- = 0

1 high ratio of financial contributions to programmes by international organisations | 2 high share of loans

3 high share of imputed students' costs | 4 high share of teachers sent | 5 high share to EU Facility for Refugees in Turkey | 6 high share of humanitarian aid

#### III.1.2. Distribution of bilateral ODA by sector 2021



Note: Rounding differences can occur in summation.

\* Code 900 breaks down as follows: DAC code 910 (administrative costs in donor country): EUR 32.14 million, DAC code 930 (asylum seekers in donor country): EUR 53.38 million.

DAC-Code 998 (Unallocated / Unspecified): EUR 19.72 million

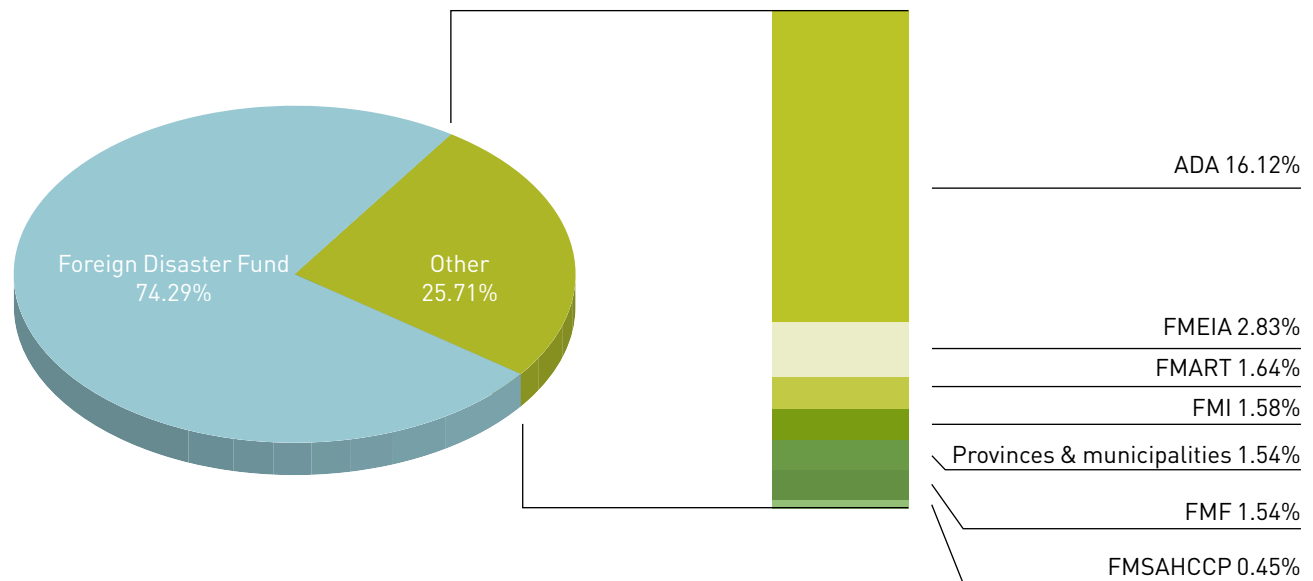
### III.1.2.1. Distribution of bilateral ODA in humanitarian aid in 2021

	Humanitarian aid, total		of which Foreign Disaster Fund*	
	€ mill.	in %	€ mill.	in %
720 Emergency measures	85.60	87.90	64.94	89.77
730 Rehabilitation measures and reconstruction	10.11	10.39	7.40	10.23
740 Disaster prevention and preparedness measures	1.66	1.71	-	-
<b>Humanitarian aid, total</b>	<b>97.38</b>	<b>100.00</b>	<b>72.34</b>	<b>100.00</b>

Note: Rounding differences can occur in summation.  
 -=0

### Financing humanitarian aid 2021

Grant equivalent in %



\* In 2021, FMEIA funds amounting to about EUR 76.44 million were disbursed from the Foreign Disaster Fund, EUR 72.34 million for bilateral humanitarian assistance measures.

### III.1.2.2. Development of debt relief measures in bilateral ODA 2019-2021

			Grant equivalent in € mill. and in %		
Type	Donor/Budget	Description	2019	2020	2021
Interest rate reductions	FMF	Interest rate reductions as part of Paris Club debt rescheduling (DSR Option*)	0.05	0.04	0.04
Debt reductions	FMF	Paris Club debt rescheduling with debt cancellation (DR Option**)	0.03	12.88	-
<b>Total</b>			<b>0.07</b>	<b>12.92</b>	<b>0.04</b>
in % of total ODA			0.01%	1.16%	0.003%
ODA, total (Grant equivalent)			1,098.66	1,117.37	1,240.31

Note: Rounding differences can occur in summation.

- = 0

\*) DSR Option: debt service reduction by extending maturities and reducing interest rates

\*\*) DR Option: debt reduction through partial or total cancellation of debt

### III.1.2.3. Debt relief measures in bilateral ODA 2021

						Grant equivalent in € mill. and in %
Country	Status	Debt service reductions (DSR)	Debt reductions (DR)	Debt relief measures, total		in %
Egypt	LMIC	0.003	-	0.003		7.99
Bosnia and Herzegovina	UMIC	0.03	-	0.03		92.01
<b>Total</b>		<b>0.04</b>	<b>-</b>	<b>0.04</b>		<b>100.00</b>
in % of total Austrian ODA		0.003%	-	0.003%		

Note: Rounding differences can occur in summation.

- = 0

## III.1.3. ODA to priority countries and their sources of finance 2019-2021

## Albania

Grant equivalent in €

Donor	2019	2020	2021
<b>ODA from core budget</b>			
ADC/ADA	2,424,511	1,811,328	3,328,836
ADC/FMEIA	-	-	10,000
<b>ODA from other sources</b>			
FC	4,500	-	-
FMESR	6,678,400	7,143,536	7,930,915
FMI	42,822	132,033	-
FMACCSS (until 2019 FMCSS)	-	3,300	15,000
FMD	-	-	3,675
Provinces, municipalities & chambers	176,429	92,951	485,438
<b>ODA, total</b>	<b>9,326,662</b>	<b>9,183,148</b>	<b>11,773,863</b>

Note: Rounding differences can occur in summation.  
- = 0

## Armenia

Grant equivalent in €

Donor	2019	2020	2021
<b>ODA from core budget</b>			
ADC/ADA	2,863,021	2,055,122	3,857,639
ADC/FMEIA	-	-	9,000
<b>ODA from other sources</b>			
FC	7,150	-	-
FMESR	384,330	376,142	461,927
FMI	-	20,198	24,470
FMACCSS (until 2019 FMCSS)	-	1,100	1,680
FMD	-	-	390
Provinces, municipalities & chambers	33,500	50,000	37,500
<b>ODA, total</b>	<b>3,288,001</b>	<b>2,502,561</b>	<b>4,392,606</b>

Note: Rounding differences can occur in summation.  
- = 0



## Bhutan

Grant equivalent in €

Donor	2019	2020	2021
<b>ODA from core budget</b>			
ADC/ADA	2,693,642	920,425	1,605,314
<b>ODA from other sources</b>			
FMESR	24,243	20,490	32,639
FMCAEEMIT (until 2019 FMTIT)	-	-	53,350
FMACCSS (until 2019 FMCSS)	1,000	20,000	10,000
Provinces, municipalities & chambers	7,000	7,000	24,500
<b>ODA, total</b>	<b>2,725,885</b>	<b>967,916</b>	<b>1,725,803</b>

Note: Rounding differences can occur in summation.

- = 0

## Burkina Faso

Grant equivalent in €

Donor	2019	2020	2021
<b>ODA from core budget</b>			
ADC/ADA	5,147,050	5,748,442	6,371,823
<b>ODA from other sources</b>			
FMESR	109,131	99,662	82,021
FMART (until 2019 FMST <sup>2</sup> )	97,167	-	-
FMSAHCCP (until 2019 FMLSAHCP)	-	-	850,000
Foreign Disaster Fund	1,400,000	500,000	3,898,742
Provinces, municipalities & chambers	235,672	215,023	329,398
<b>ODA, total</b>	<b>6,989,020</b>	<b>6,563,127</b>	<b>11,531,984</b>

Note: Rounding differences can occur in summation.

- = 0

<sup>2</sup> In 2020, the climate agendas of the Federal Ministry for Sustainability and Tourism (FMST) were transferred to the Federal Ministry for Climate Action, Environment, Energy, Mobility, Innovation and Technology (FMCAEEMIT).

**Ethiopia**

Grant equivalent in €

Donor	2019	2020	2021
<b>ODA from core budget</b>			
ADC/ADA	7,436,724	7,560,859	6,524,960
<b>ODA from other sources</b>			
FMESR	365,050	402,623	473,172
FMCAEEMIT (until 2019 FMTIT)	-	93,941	34,301
FMART (until 2019 FMST <sup>2</sup> )	1,573,500	-	-
FMSAHCCP (until 2019 FMLSAHCP)	-	-	348,000
Foreign Disaster Fund	817,254	1,887,836	5,716,178
Provinces, municipalities & chambers	127,700	461,728	473,738
<b>ODA, total</b>	<b>10,320,228</b>	<b>10,406,986</b>	<b>13,570,350</b>

Note: Rounding differences can occur in summation.

-- = 0

<sup>2</sup> In 2020, the climate agendas of the Federal Ministry for Sustainability and Tourism (FMST) were transferred to the Federal Ministry for Climate Action, Environment, Energy, Mobility, Innovation and Technology (FMCAEEMIT).

**Georgia**

Grant equivalent in €

Donor	2019	2020	2021
<b>ODA from core budget</b>			
ADC/ADA	3,156,555	3,763,662	3,390,946
ADC/FMEIA	5,000	-	11,000
<b>ODA from other sources</b>			
FC	16,905	-	-
FMESR	926,763	846,890	1,078,841
FMF <sup>1</sup>	461,051	1,270,271	476,433
FMI	105,510	79,098	104,577
FMCAEEMIT (until 2019 FMTIT)	-	6,656	5,325
FMACCSS (until 2019 FMCCS)	-	26,600	17,850
FMSAHCCP (until 2019 FMLSAHCP)	-	-	19,282
Provinces, municipalities & chambers	8,000	-	-
<b>ODA, total</b>	<b>4,679,784</b>	<b>5,993,176</b>	<b>5,104,254</b>

Note: Rounding differences can occur in summation.

-- = 0

<sup>1</sup> including OeEB

## Kosovo

Grant equivalent in €

Donor	2019	2020	2021
<b>ODA from core budget</b>			
ADC/ADA	3,306,845	3,330,311	4,428,465
ADC/FMEIA	-	-	4,000
<b>ODA from other sources</b>			
FC	4,000	-	-
FMESR	3,763,550	4,101,610	4,146,990
FMF <sup>1</sup>	3,466,805	1,183,224	535,883
FMI	140,630	258,483	177,397
FMACCSS (until 2019 FMCSS)	-	4,800	10,000
FMD	12,491	-	-
Provinces, municipalities & chambers	274,263	341,055	76,977
<b>ODA, total</b>	<b>10,968,584</b>	<b>9,219,482</b>	<b>9,379,710</b>

Note: Rounding differences can occur in summation.

- = 0

<sup>1</sup> including OeEB

## Moldova

Grant equivalent in €

Donor	2019	2020	2021
<b>ODA from core budget</b>			
ADC/ADA	3,106,873	3,294,431	3,178,920
<b>ODA from other sources</b>			
FMESR	350,827	363,737	431,209
FMI	400	17,887	4,430
FMD	171,591	64,179	179,690
FMSAHCCP (until 2019 FMLSAHCP)	123,139	155,100	500,500
Provinces, municipalities & chambers	155,456	88,827	31,943
<b>ODA, total</b>	<b>3,908,286</b>	<b>3,984,160</b>	<b>4,326,693</b>

Note: Rounding differences can occur in summation.

## Mozambique

Grant equivalent in €

Donor	2019	2020	2021
<b>ODA from core budget</b>			
ADC/ADA	4,827,819	5,265,329	5,942,930
<b>ODA from other sources</b>			
FMESR	22,005	29,340	31,494
FMF <sup>1</sup>	-	4,047,981	986,518
FMI	93,033	6,775	-
Foreign Disaster Fund	1,625,000	8,820	3,875,000
Provinces, municipalities & chambers	332,620	139,102	62,470
<b>ODA, total</b>	<b>6,900,478</b>	<b>9,497,348</b>	<b>10,898,412</b>

Note: Rounding differences can occur in summation.

-- = 0

<sup>1</sup> including OeEB

## Palestine

Grant equivalent in €

Donor	2019	2020	2021
<b>ODA from core budget</b>			
ADC/ADA	4,829,645	4,698,698	6,393,818
<b>ODA from other sources</b>			
FC	7,410	-	-
FMESR	130,269	152,702	131,101
FMSAHCCP (until 2019 FMLSAHCP)	-	-	45,000
Provinces, municipalities & chambers	10,000	20,000	30,000
<b>ODA, total</b>	<b>4,977,324</b>	<b>4,871,400</b>	<b>6,599,918</b>

Note: Rounding differences can occur in summation.

-- = 0

## Uganda

Grant equivalent in €

Donor	2019	2020	2021
<b>ODA from core budget</b>			
ADC/ADA	10,326,250	9,149,598	9,798,411
<b>ODA from other sources</b>			
FC	7,410	-	-
FMESR	196,415	233,820	328,087
FMF <sup>1</sup>	274,581	-811	1,240,799
FMCAEEMIT (until 2019 FMTIT)	-	96,235	243,071
FMART (until 2019 FMST <sup>2</sup> )	61,580	-8,451	-
FMSAHCCP (until 2019 FMLSAHCP)	-	-	750,000
Foreign Disaster Fund	1,950,000	925,404	1,000,000
Provinces, municipalities & chambers	462,087	517,267	315,183
<b>ODA, total</b>	<b>13,278,323</b>	<b>10,913,063</b>	<b>13,675,551</b>

Note: Rounding differences can occur in summation.

- = 0

<sup>1</sup> including OeEB

<sup>2</sup> In 2020, the climate agendas of the Federal Ministry for Sustainability and Tourism (FMST) were transferred to the Federal Ministry for Climate Action, Environment, Energy, Mobility, Innovation and Technology (FMCAEEMIT).

## III.2. Bilateral ADC funds of ADA

### III.2.1. Development of bilateral ADC funds of ADA 2019-2021

	Grant equivalent <sup>1</sup> in € mill.		
	2019	2020	2021
<b>ADC/ADA, total*</b>	<b>101.74</b>	<b>107.20</b>	<b>118.11</b>
of which: budget	94.57	102.03	111.42
of which: ERP Fund	7.17	5.17	6.69
in % of total Austrian ODA	9.26%	9.59%	9.52%

<sup>1</sup> As the Austrian Development Agency only issues grants, the grant equivalent equals net disbursements.

Note: Rounding differences can occur in summation.

\* Does not include administrative costs

### III.2.2. Distribution of bilateral ADC funds of ADA 2019-2021 by income status of partner countries

	Grant equivalent in € mill. and in %					
	2019		2020		2021	
	€ mill.	in %	€ mill.	in %	€ mill.	in %
<b>Country allocable aid</b>						
LDCs	35.26	52.58	32.88	51.35	35.57	48.38
NON-LDCs	31.80	47.42	31.15	48.65	37.95	51.62
	<b>67.06</b>	100.00	<b>64.02</b>	100.00	<b>73.52</b>	100.00
LICs – Low Income Countries	35.50	52.93	33.01	51.56	35.59	48.41
LMICs – Lower Middle Income Countries	23.28	34.72	23.39	36.54	27.67	37.64
UMICs – Upper Middle Income Countries	8.28	12.35	7.62	11.90	10.25	13.95
	<b>67.06</b>	100.00	<b>64.02</b>	100.00	<b>73.52</b>	100.00
<b>Non country allocable aid<sup>1, 2</sup></b>						
n.a. - non country allocable	34.68		43.17		44.59	
<b>ADC/ADA, total</b>	<b>101.74</b>		<b>107.20</b>		<b>118.11</b>	

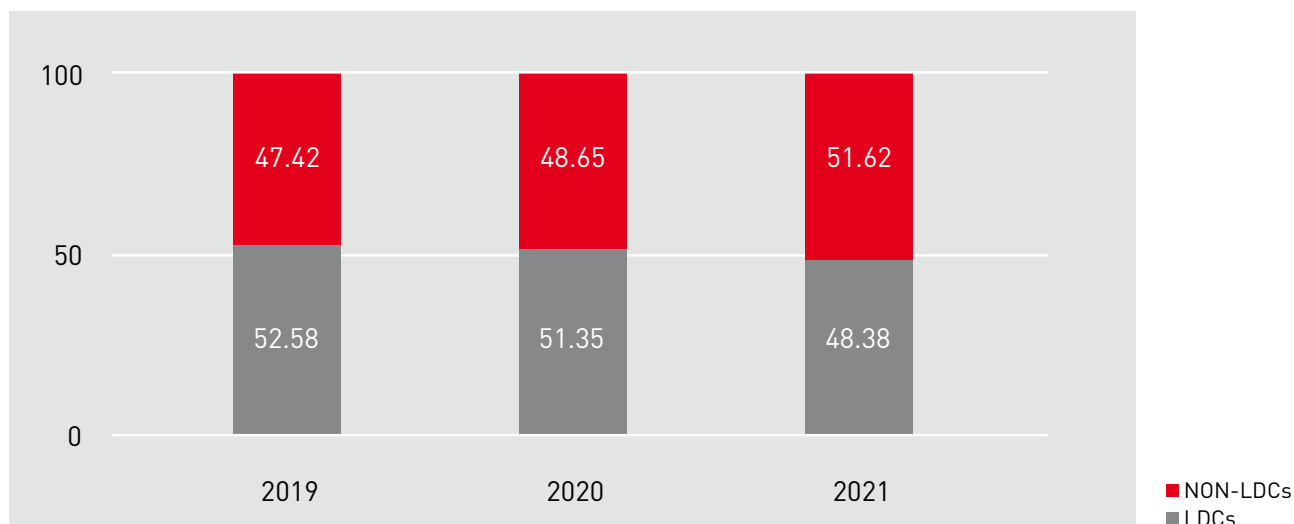
Note: Rounding differences can occur in summation.

<sup>1</sup> including measures in Austria multi-country and other regional measures

<sup>2</sup> In the reporting year 2021, proportional LDC components of regional projects were statistically recorded for the first time. These are not reported separately at this time. In the reporting year 2021, the proportional LDC components amounted to 4.0 million euros.

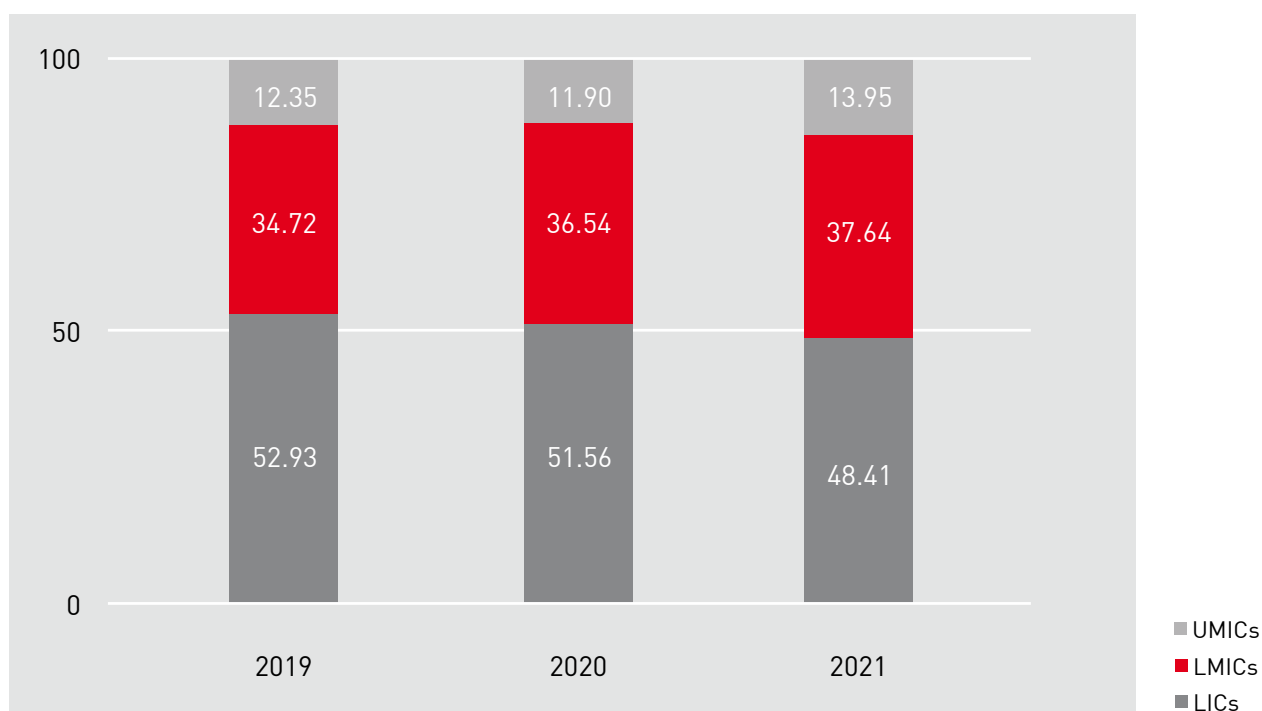
### Distribution of bilateral ADC funds of ADA from 2019 to 2021 by poverty status

in %



### Distribution of bilateral ADC funds of ADA from 2019 to 2021 by economic status

in %



### III.2.3. Geographical distribution of bilateral ADC funds of ADA to priority countries and other partner countries by key region 2019-2021

Grant equivalent in € mill. and in %

Geographical distribution <sup>1</sup>	2019		2020		2021	
	€ mill.	in %	€ mill.	in %	€ mill.	in %
<b>Key region South of Sahara</b>	<b>42.66</b>	41.93	<b>43.82</b>	40.88	<b>48.55</b>	41.11
<b>of which: West Africa/Sahel, total</b>	<b>6.21</b>	6.10	<b>6.39</b>	5.96	<b>7.30</b>	6.18
Priority country						
Burkina Faso	5.15	5.06	5.75	5.36	6.37	5.39
Partner countries in the region	1.06	1.04	0.64	0.60	0.93	0.79
<b>of which: East Africa and Horn of Africa, total</b>	<b>19.83</b>	19.49	<b>18.17</b>	16.95	<b>18.13</b>	15.35
Priority countries						
Ethiopia	7.44	7.31	7.56	7.05	6.52	5.52
Uganda	10.33	10.15	9.15	8.54	9.80	8.30
Partner countries in the region	2.07	2.03	1.46	1.36	1.81	1.53
<b>of which: Southern Africa, total</b>	<b>5.30</b>	5.21	<b>5.67</b>	5.29	<b>6.22</b>	5.27
Priority country						
Mozambique	4.83	4.75	5.27	4.91	5.94	5.03
Partner countries in the region	0.47	0.46	0.41	0.38	0.28	0.24
<b>of which: other partner countries in the key region</b>	<b>0.05</b>	0.05	<b>0.10</b>	0.09	<b>0.07</b>	0.06
<b>of which: regional in the key region<sup>2</sup></b>	<b>11.28</b>	11.09	<b>13.49</b>	12.58	<b>16.82</b>	14.25
<b>Key region South-East Europe/South Caucasus<sup>3</sup></b>	<b>20.71</b>	20.35	<b>21.74</b>	20.28	<b>25.67</b>	21.74
<b>of which: South-East Europe</b>	<b>7.99</b>	7.85	<b>6.33</b>	5.91	<b>10.37</b>	8.78
Priority countries						
Albania	2.42	2.38	1.81	1.69	3.33	2.82
Kosovo	3.31	3.25	3.33	3.11	4.43	3.75
Partner countries in the region	2.25	2.22	1.19	1.11	2.61	2.21
<b>of which South Caucasus<sup>3</sup></b>	<b>9.13</b>	8.97	<b>9.11</b>	8.50	<b>10.43</b>	8.83
Priority countries						
Armenia	2.86	2.81	2.06	1.92	3.86	3.27
Georgia	3.16	3.10	3.76	3.51	3.39	2.87
Moldova	3.11	3.05	3.29	3.07	3.18	2.69
<b>of which: regional in the key region<sup>2</sup></b>	<b>3.59</b>	3.53	<b>6.30</b>	5.87	<b>4.88</b>	4.13
<b>Other priority countries</b>	<b>7.52</b>	7.39	<b>5.62</b>	5.24	<b>8.00</b>	6.77
Priority countries						
Bhutan	2.69	2.65	0.92	0.86	1.61	1.36
Palestine	4.83	4.75	4.70	4.38	6.39	5.41
<b>Key regions, regional</b>	<b>0.75</b>	0.73	<b>0.85</b>	0.79	<b>0.76</b>	0.64
<b>ADC/ADA in priority countries/key regions, total</b>	<b>71.63</b>	70.41	<b>72.04</b>	67.20	<b>82.98</b>	70.25
<b>ADC/ADA outside priorities</b>	<b>30.10</b>	29.59	<b>35.16</b>	32.80	<b>35.13</b>	29.75
<b>ADC/ADA, total</b>	<b>101.74</b>	100.00	<b>107.20</b>	100.00	<b>118.11</b>	100.00

Note: Rounding differences can occur in summation.

<sup>1</sup> Priority set in keeping with the Three-Year Programme on Austrian Development Policy 2019-2021.

<sup>2</sup> Individual transregional projects can include countries outside the specific key region.

<sup>3</sup> Only Armenia, Georgia and Moldova (in keeping with the current priority)



## III.2.4. Distribution of bilateral ADC funds of ADA by sector 2019-2021

		Grant equivalent in € mill. and in %					
DAC Code	Description	2019		2020		2021	
		€ mill.	in %	€ mill.	in %	€ mill.	in %
110	Education	6.46	6.34	8.24	7.69	8.15	6.90
120	Health	2.54	2.50	2.52	2.35	12.04	10.19
130	Population policy/programmes and reproductive help	0.11	0.11	0.12	0.11	0.02	0.02
140	Water supply and sanitation	7.01	6.89	8.37	7.81	10.28	8.71
150	Government and civil society, conflict prevention and resolution, peace and security	23.91	23.51	19.56	18.25	24.30	20.57
160	Other social infrastructure and services	8.52	8.38	11.17	10.42	7.21	6.11
<b>100</b>	<b>Social infrastructure and services</b>	<b>48.56</b>	<b>47.73</b>	<b>49.98</b>	<b>46.63</b>	<b>62.01</b>	<b>52.50</b>
220	Communication	0.17	0.16	0.23	0.21	0.12	0.10
230	Energy generation and supply	5.08	4.99	4.78	4.46	4.99	4.23
240	Banking and financial services	1.30	1.28	0.12	0.11	0.10	0.09
250	Business and other services	1.99	1.95	1.46	1.36	1.46	1.24
<b>200</b>	<b>Economic infrastructure and services</b>	<b>8.53</b>	<b>8.39</b>	<b>6.58</b>	<b>6.14</b>	<b>6.68</b>	<b>5.66</b>
310	Agriculture, forestry, fishing	12.85	12.63	9.80	9.14	13.48	11.41
320	Industry, mining and construction	1.36	1.33	1.54	1.44	1.58	1.34
330	Trade and tourism	0.85	0.83	0.66	0.62	0.25	0.21
<b>300</b>	<b>Production sectors</b>	<b>15.05</b>	<b>14.79</b>	<b>12.00</b>	<b>11.20</b>	<b>15.31</b>	<b>12.96</b>
410	General environmental protection	2.51	2.46	3.04	2.83	2.00	1.69
430	Other multi-sectoral measures	9.67	9.50	6.50	6.06	7.88	6.67
<b>400</b>	<b>Multi-sectoral measures</b>	<b>12.17</b>	<b>11.96</b>	<b>9.54</b>	<b>8.90</b>	<b>9.88</b>	<b>8.36</b>
<b>500</b>	<b>Commodity aid and general programme assistance</b>	<b>-</b>	<b>-</b>	<b>2.15</b>	<b>2.01</b>	<b>0.75</b>	<b>0.64</b>
720	Humanitarian aid: Emergency measures	9.40	9.24	15.19	14.17	12.92	10.94
730	Humanitarian aid: Post-disaster reconstruction and rehabilitation measures	0.63	0.61	4.50	4.20	2.61	2.21
740	Humanitarian aid: Disaster prevention and preparedness measures	0.16	0.15	0.16	0.14	0.16	0.14
<b>700</b>	<b>Humanitarian aid</b>	<b>10.19</b>	<b>10.01</b>	<b>19.84</b>	<b>18.51</b>	<b>15.70</b>	<b>13.29</b>
998	Unspecified	7.24	7.11	7.10	6.62	7.79	6.60
<b>900</b>	<b>Unspecified and other</b>	<b>7.24</b>	<b>7.11</b>	<b>7.10</b>	<b>6.62</b>	<b>7.79</b>	<b>6.60</b>
<b>ADC/ADA, total</b>		<b>101.74</b>	<b>100.00</b>	<b>107.20</b>	<b>100.00</b>	<b>118.11</b>	<b>100.00</b>

Note: Rounding differences can occur in summation.  
- = 0

### III.2.5. Implementation structure of bilateral ADC funds of ADA 2019-2021

	Grant equivalent in € mill. and in %					
	2019		2020		2021	
	€ mill.	in %	€ mill.	in %	€ mill.	in %
<b>Austrian institutions, total</b>	<b>33.36</b>	32.79	<b>34.69</b>	32.36	<b>36.24</b>	30.68
<b>Austrian CSOs, total</b>	<b>23.98</b>	23.57	<b>24.47</b>	22.83	<b>28.59</b>	24.21
Austrian CSOs primarily implementing projects outside Austria	18.30	17.98	19.29	17.99	22.59	19.12
Austrian CSOs primarily implementing projects within Austria	5.57	5.48	5.09	4.75	5.94	5.03
Austrian CSOs primarily implementing scholarship programme	0.12	0.11	0.10	0.09	0.06	0.05
<b>Companies &amp; other institutions in Austria, total</b>	<b>9.38</b>	9.21	<b>10.22</b>	9.53	<b>7.65</b>	6.47
Companies in Austria	4.49	4.41	4.43	4.13	3.89	3.29
Individuals (Consultants)	0.16	0.16	0.01	0.01	0.01	0.01
Public authorities, universities and other bodies in Austria	4.72	4.64	5.78	5.39	3.75	3.18
<b>Institutions in partner countries, total</b>	<b>18.91</b>	18.59	<b>16.32</b>	15.22	<b>15.14</b>	12.82
Public authorities/ministries in partner country	11.41	11.21	9.27	8.65	7.07	5.99
CSOs and other institutions in partner country	7.51	7.38	7.04	6.57	8.07	6.83
<b>International and other agencies, total</b>	<b>49.46</b>	48.62	<b>56.19</b>	52.42	<b>66.73</b>	56.50
International organisations & PPPs*	36.45	35.83	40.98	38.23	48.55	41.11
International CSOs	6.74	6.63	7.89	7.36	5.45	4.62
Other**	6.27	6.17	7.32	6.83	12.73	10.78
<b>ADC/ADA, total</b>	<b>101.74</b>	100.00	<b>107.20</b>	100.00	<b>118.11</b>	100.00

Note: Rounding differences can occur in summation.

\* As understood by OECD/DAC, public-private partnerships mean international organisations whose decision-making bodies include representatives of both government and civil society.

\*\* Partner organisations from third countries and other project executing agencies

### III.2.6. Cross-cutting issues in development policy (policy objective markers) in ADC/ADA contributions 2019-2021

The so-called policy objective markers (markers for cross-cutting issues in development policy) were introduced in OECD/DAC as instruments for monitoring the implementation of general international development goals (e.g. gender equality or environmental protection) in development programmes and projects by OECD/DAC donors. The markers measure in what part of their portfolios development donors have already taken specific account of these development-policy objectives and document the programmes and projects where these are included as specific, i.e. principal objectives (2) and/or as integrated, i.e. significant, secondary objectives (1).

As development projects/programmes can pursue more than one specific objective, they can be allotted more than one marker. In this approach, marker data do not make quantitative statements on how much funding has been allocated for specific objectives but the extent to which these objectives have been included in the new contracts of a reporting year. The relevant quantities are therefore not the payments, but the contractual volume of binding new commitments, possibly in combination with the number of contracts. Of note here also is that instead of gradings in the sense of an assessment, the (2) and (1) markers are indicators for different methodologies.

Under the auspices of OECD/DAC, the following developmental issues are included by means of markers: gender equality, reproductive, maternal, newborn and child health (RMNCH), aid to environment, participatory development and good governance, trade development, the UN Framework Convention on Climate Change (mitigation and adaptation), the UN Convention on Biological Diversity, the UN Convention to Combat Desertification, Disaster Risk Reduction and Inclusion and Empowerment of Persons with Disabilities.

As the marker data is subjected to systematic quality assurance in this core sector of Austrian ODA, the following tables present a breakdown of the operational ADC budget of ADA.

Commitments in € mill. and %						
Empowerment and Gender Equality (GEN)	2019		2020		2021	
	Commitments	in %	Commitments	in %	Commitments	in %
<b>Marker Gender Equality</b>						
Specific (Code = 2)	35.01	32.73	15.02	13.71	15.84	13.46
Integrated (Code = 1)	51.20	47.87	66.18	60.40	70.92	60.28
<b>Total (1+2)</b>	<b>86.21</b>	<b>80.60</b>	<b>81.20</b>	<b>74.10</b>	<b>86.76</b>	<b>73.74</b>
<b>ADC/ADA, total</b>	<b>106.96</b>	<b>100.00</b>	<b>109.57</b>	<b>100.00</b>	<b>117.66</b>	<b>100.00</b>

Commitments in € mill. and %						
Democratic and Inclusive Governance (DIG) until 2020: Good Governance and Human Rights (PDGG)	2019		2020		2021	
	Commitments	in %	Commitments	in %	Commitments	in %
<b>Marker Democratic and Inclusive Governance</b>						
Specific (Code = 2)	32.07	29.99	23.59	21.53	27.86	23.68
Integrated (Code = 1)	18.36	17.17	7.36	6.72	14.82	12.60
<b>Total (1+2)</b>	<b>50.44</b>	<b>47.16</b>	<b>30.95</b>	<b>28.25</b>	<b>42.68</b>	<b>36.27</b>
<b>ADC/ADA, total</b>	<b>106.96</b>	<b>100.00</b>	<b>109.57</b>	<b>100.00</b>	<b>117.66</b>	<b>100.00</b>

## AUSTRIAN OFFICIAL DEVELOPMENT ASSISTANCE

Commitments in € mill. and %

Environment and Natural Ressources (ENV)	2019		2020		2021	
	Commitments	in %	Commitments	in %	Commitments	in %
<b>Marker Aid to Environment</b>						
Specific (Code = 2)	18.56	17.35	13.21	12.05	20.99	17.84
Integrated (Code = 1)	22.91	21.42	16.99	15.51	31.72	26.96
<b>Total (1+2)</b>	<b>41.47</b>	<b>38.77</b>	<b>30.20</b>	<b>27.56</b>	<b>52.71</b>	<b>44.80</b>
<b>ADC/ADA, total</b>	<b>106.96</b>	<b>100.00</b>	<b>109.57</b>	<b>100.00</b>	<b>117.66</b>	<b>100.00</b>

Commitments in € mill. and %

Mitigation of Climate Change (FCC)	2019		2020		2021	
	Commitments	in %	Commitments	in %	Commitments	in %
<b>Marker UN Framework Convention on Climate Change – Mitigation</b>						
Specific (Code = 2)	7.17	6.70	3.65	3.33	5.81	4.94
Integrated (Code = 1)	9.43	8.82	10.93	9.97	10.89	9.25
<b>Total (1+2)</b>	<b>16.60</b>	<b>15.52</b>	<b>14.58</b>	<b>13.30</b>	<b>16.70</b>	<b>14.19</b>
<b>ADC/ADA, total</b>	<b>106.96</b>	<b>100.00</b>	<b>109.57</b>	<b>100.00</b>	<b>117.66</b>	<b>100.00</b>

Commitments in € mill. and %

Adaption to Climate Change (ADP)	2019		2020		2021	
	Commitments	in %	Commitments	in %	Commitments	in %
<b>Marker UN Framework Convention on Climate Change – Adaptation</b>						
Specific (Code = 2)	4.31	4.03	3.27	2.98	13.48	11.45
Integrated (Code = 1)	21.05	19.68	16.56	15.12	27.99	23.79
<b>Total (1+2)</b>	<b>25.36</b>	<b>23.71</b>	<b>19.83</b>	<b>18.10</b>	<b>41.47</b>	<b>35.25</b>
<b>ADC/ADA, total</b>	<b>106.96</b>	<b>100.00</b>	<b>109.57</b>	<b>100.00</b>	<b>117.66</b>	<b>100.00</b>

Commitments in € mill. and %

Promotion of biodiversity (CBD)	2019		2020		2021	
	Commitments	in %	Commitments	in %	Commitments	in %
<b>Marker UN Convention on Biological Diversity</b>						
Specific (Code = 2)	3.49	3.26	0.62	0.57	6.19	5.26
Integrated (Code = 1)	10.20	9.54	9.25	8.44	15.99	13.59
<b>Total (1+2)</b>	<b>13.69</b>	<b>12.80</b>	<b>9.87</b>	<b>9.01</b>	<b>22.17</b>	<b>18.84</b>
<b>ADC/ADA, total</b>	<b>106.96</b>	<b>100.00</b>	<b>109.57</b>	<b>100.00</b>	<b>117.66</b>	<b>100.00</b>

Commitments in € mill. and %

Combat Desertification (CCD)	2019		2020		2021	
	Commitments	in %	Commitments	in %	Commitments	in %
<b>Marker UN Convention to Combat Desertification</b>						
Specific (Code = 2)	1.55	1.45	2.75	2.51	0.02	0.01
Integrated (Code = 1)	12.13	11.34	9.59	8.76	13.88	11.80
<b>Total (1+2)</b>	<b>13.68</b>	<b>12.79</b>	<b>12.34</b>	<b>11.27</b>	<b>13.90</b>	<b>11.81</b>
<b>ADC/ADA, total</b>	<b>106.96</b>	<b>100.00</b>	<b>109.57</b>	<b>100.00</b>	<b>117.66</b>	<b>100.00</b>

Commitments in € mill. and %

Promotion of Reproductive, Maternal, Newborn and Child Health (RMNCH)	2019		2020		2021	
	Commitments	in %	Commitments	in %	Commitments	in %
<b>Marker Reproductive, Maternal, Newborn and Child Health</b>						
Specific (Code = 2)	0.12	0.12	0.22	0.20	0.30	0.25
Integrated (Code = 1)	17.53	16.39	6.14	5.60	11.71	9.95
<b>Total (1+2)</b>	<b>17.65</b>	<b>16.50</b>	<b>6.36</b>	<b>5.80</b>	<b>12.01</b>	<b>10.20</b>
<b>ADC/ADA, total</b>	<b>106.96</b>	<b>100.00</b>	<b>109.57</b>	<b>100.00</b>	<b>117.66</b>	<b>100.00</b>

Commitments in € mill. and %

Disaster Risk Reduction (DRR) New since 2018	2019		2020		2021	
	Commitments	in %	Commitments	in %	Commitments	in %
<b>Marker Disaster Risk Reduction</b>						
Specific (Code = 2)	0.22	0.21	1.28	1.17	4.19	3.56
Integrated (Code = 1)	12.79	11.96	16.82	15.35	24.57	20.88
<b>Total (1+2)</b>	<b>13.01</b>	<b>12.16</b>	<b>18.10</b>	<b>16.52</b>	<b>28.76</b>	<b>24.45</b>
<b>ADC/ADA, total</b>	<b>106.96</b>	<b>100.00</b>	<b>109.57</b>	<b>100.00</b>	<b>117.66</b>	<b>100.00</b>

Commitments in € mill. and %

Inclusion and Empowerment of Persons with Disabilities (INCL) New since 2019	2019		2020		2021	
	Commitments	in %	Commitments	in %	Commitments	in %
<b>Marker Inclusion and Empowerment of Persons with Disabilities</b>						
Specific (Code = 2)	2.72	2.54	2.26	2.06	0.12	0.10
Integrated (Code = 1)	14.19	13.27	15.51	14.16	15.03	12.78
<b>Total (1+2)</b>	<b>16.91</b>	<b>15.81</b>	<b>17.77</b>	<b>16.22</b>	<b>15.15</b>	<b>12.88</b>
<b>ADC/ADA, total</b>	<b>106.96</b>	<b>100.00</b>	<b>109.57</b>	<b>100.00</b>	<b>117.66</b>	<b>100.00</b>

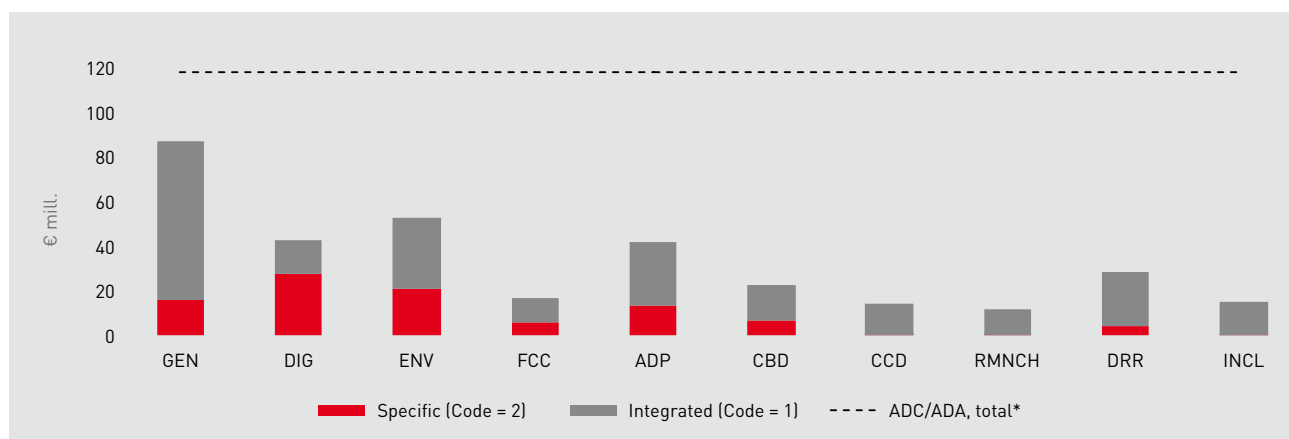
Note: Rounding differences can occur in summation.

ADA commitments for programmes and projects in 2021 totalled EUR 128.46 million.

According to OECD/DAC criteria, administrative costs, commitments for national projects and general budget support are excluded from the marker system.

As of 2015, the calculation basis for marker data was reduced by these contractual amounts. As of 2021, the basis amounts to EUR 117.66 million.

## Cross-cutting issues in development policy in ADC/ADA<sup>1</sup> 2021 (commitments, in € mill.)



<sup>1</sup> Does not include administrative costs, projects within Austria and general budget support

## III.3. Bilateral ODA by provinces and municipalities 2019-2021

Grant equivalent in €

Province	Donor	2019	2020	2021
<b>Burgenland</b>	Burgenland (province)*	23,000	89,893	-
<b>Burgenland total</b>		<b>23,000</b>	<b>89,893</b>	<b>-</b>
<b>Carinthia</b>	Carinthia (province)*	116,450	183,653	169,752
<b>Carinthia, total</b>		<b>116,450</b>	<b>183,653</b>	<b>169,752</b>
<b>Lower Austria</b>	Lower Austria (province)*	427,600	834,282	420,000
	St. Pölten	4,150	4,150	4,150
<b>Lower Austria, total</b>		<b>431,750</b>	<b>838,432</b>	<b>424,150</b>
<b>Upper Austria</b>	Upper Austria (province)*	2,118,247	2,261,074	2,447,819
	Linz	6,740	4,403	13,414
	Wels	13,900	4,960	13,900
	Braunau	2,500	2,500	2,500
	Traun	-	-	3,700
<b>Upper Austria, total</b>		<b>2,141,387</b>	<b>2,272,937</b>	<b>2,481,332</b>
<b>Salzburg</b>	Salzburg (province)*	1,002,500	1,029,575	1,020,500
	Salzburg	55,500	63,000	71,900
<b>Salzburg, total</b>		<b>1,058,000</b>	<b>1,092,575</b>	<b>1,092,400</b>
<b>Styria</b>	Styria (province)*	437,795	669,294	283,203
	Graz	22,963	71,305	98,364
<b>Styria, total</b>		<b>460,758</b>	<b>740,599</b>	<b>381,567</b>
<b>Tyrol</b>	Tyrol (province)*	1,644,699	1,867,849	1,325,669
<b>Tyrol, total</b>		<b>1,644,699</b>	<b>1,867,849</b>	<b>1,325,669</b>
<b>Vorarlberg</b>	Vorarlberg (province)*	655,174	789,521	873,988
	Feldkirch	10,000	5,000	13,000
	Wolfurt	7,676	7,711	7,735
	Götzis	11,500	28,723	12,000
	Bregenz	-	500	-
	Dornbirn	11,600	14,500	15,500
<b>Vorarlberg, total</b>		<b>695,950</b>	<b>845,955</b>	<b>922,223</b>
<b>Vienna</b>	Vienna (city)*	493,546	1,016,769	902,986
<b>Vienna, total</b>		<b>493,546</b>	<b>1,016,769</b>	<b>902,986</b>
	Provinces - share in cost of asylum seekers managed by the State	10,979,333	10,830,893	21,350,319
<b>Total</b>		<b>18,044,873</b>	<b>19,779,555</b>	<b>29,050,398</b>

Note: Rounding differences can occur in summation.

- = 0

\* These amounts include funds implemented by ADA (involving all provinces for the first time in 2020, solely Vorarlberg in 2019 and 2021).